

# INDIAN ECONOMY

## STATUS OF INDIAN ECONOMY: PRE INDEPENDENCE PERIOD (1850 -1947)

- Between the first and the seventeenth century AD, India is believed to have had the largest economy of the ancient and the medieval world.
- It was prosperous and self-reliant and is believed to have controlled between one third and one fourth of the world's wealth.
- The economy consisted of self-sufficient villages as well as cities which were centres of commerce, pilgrimage and administration.
- Simple division of labour intertwined with attributes such as race, class, and gender was the basis of the structure of the villages and acted as a built-in mechanism of economic and social differentiation.
- Though agriculture was the dominant occupation and the main source of livelihood for majority of people, the country had a highly skilled set of artisans and craftsmen who produced manufactures, handicrafts and textiles of superior quality and fineness for the worldwide market.

## Ancient Economic Philosophy of India

- The earliest known treatise on ancient Indian economic philosophy is 'Arthashastra' the pioneering work attributed to Kautilya (Chanakya) (321-296 BCE) *Before Common era*
- Arthashastra is recognised as one of the most important works on statecraft in the genre of political philosophy.
- It is believed to be a kind of handbook for King Chandragupta Maurya, the founder of Mauryan empire.

- **Artha is not wealth alone;** rather it encompasses all aspects of the material well-being of individuals.

- Arthashastra is the science of 'artha' or material prosperity, or "the means of subsistence of humanity," which is, primarily, 'wealth' and, secondarily, 'the land'.

- Kautilya's writings relate to statecraft, political science, economic policy and military strategy.

- True kingship is defined as a ruler's subordination of his own desires and ambitions to the good of his people; i.e. a king's policies should reflect a concern for the greatest good of the greatest number of his subjects.

The advent of the Europeans and the British marked a shift in the economic history of India.

The period of British rule can be divided into two sub periods:

1. **The rule of East India Company from 1757 to 1858**
2. **British government in India from 1858 to 1947**


- With the onset of Industrial revolution in the latter half of the 18th century, the manufacturing capabilities of Britain increased manifold, and consequently there arose the need to augment raw material supply as well as the need for finding markets for finished goods.

👉 This led to a virtual reversal of the nature of India's foreign trade from an exporter of manufactures to an exporter of raw materials.

- The Indian exports of finished goods were subjected to heavy tariffs and the imports were charged lower tariffs under the policy of discriminatory tariffs followed by the British.

👉 In this backdrop, the Indian goods lost their competitiveness. Consequently, the external as well as the domestic demand for indigenous products fell sharply culminating in the destruction of Indian handicrafts and manufactures.

■ The problem was aggravated by the shift in patterns of demand by domestic consumers favouring foreign goods as many Indians wanted to affiliate themselves with western culture and ways of life.

 The damage done to the long established production structure had far reaching economic and social consequences as it destroyed the internal balance of the traditional village economy which was characterized by the harmonious blending of agriculture and handicrafts.

These were manifest as:

■ Large scale unemployment and absence of alternate sources of employment which forced many to depend on agriculture for livelihood.

■ The increased pressure on land caused sub division and fragmentation of land holdings, subsistence farming, reduced agricultural productivity and poverty.

■ The imports of cheap machine made goods from Britain and shift of tastes and fashion of Indians in favour of imported goods made the survival of domestic industries all the more difficult.

■ Zamindari system created a class of people whose interests were focused on perpetuating the British rule.

■ Excessive pressure on land increased the demand for land under tenancy, and the zamindars got the opportunity to extract excessive rents and other payments

■ Absentee landlordism, high indebtedness of agriculturists, growth of a class of exploitative money lenders and low attention to productivity enhancing measures led to a virtual collapse of Indian agriculture.

■ Factory-based production did not exist in India before 1850. The 'Modern' industrial enterprises in colonial India started to grow in the mid-19th century.

■ The cotton milling business grew steadily throughout the second half of the 19th century, and achieved high international competitiveness. The cotton mill industry in India had 9 million spindles in the 1930s, which placed India in the fifth position globally in terms of number of spindles.

■ At the end of the 19th century, the Indian jute mill industry was the largest in the world in terms of the amount of raw jute consumed in production.

■ Heavy industries such as the iron industry were also established as early as 1814 by British capital. India's iron industry was ranked eighth in the world in terms of output in 1930

■ Just before the Great Depression, India was ranked as the twelfth largest industrialised country measured by the value of manufactured products.

### Machines

■ The producer goods industries, however, did not show high levels of expansion.

■ India's industrial growth was insufficient to bring in a general transformation in its economic structure. The share in the net domestic product (NDP) of the manufacturing sector (excluding small scale and cottage industries) had barely reached 7% even in 1946. Considering its slow progress, the share of factory employment in India was also small (i.e. 0.4% of the total population in 1900 and 1.4% in 1941).

## INDIAN ECONOMY: POST-INDEPENDENCE (1947-1991)

- At the time of independence, India was overwhelmingly rural inhabited by mostly illiterate people who were exceedingly poor.
- We had a deeply stratified society characterized by extreme heterogeneity on many counts.
- With the literacy rate just above 18 percent and barely 32 years of life expectancy in 1951, India's poverty was not just in terms of income alone, but also in terms of human capital.
- Nehruvian model which supported social and economic redistribution and industrialization directed by the state came to dominate the post-Independence Indian economic policy.
- The Planning Commission of India was established to meticulously plan for the economic development of the nation in line with the socialistic strategy.  
*1950 - 5 years* *detailed*
- India's political leadership was keen on establishing an economic system in which the central government would have authority to design the economic strategy and to carry out the necessary investments in coordination with the private sector.
- Rapid industrialisation of the economy was the cornerstone of Nehru's development strategy. The concept of 'planned modernization' meant a systematic planning to support industrialization.
- The Industrial Policy Resolution (1948) envisaged an expanded role for the public sector and licensing to the private sector. It granted state monopoly for strategic areas such as atomic energy, arms and ammunition and railways. Also, the rights to new investments in basic Industries were exclusively given to the state.

The policies in 1950's were guided by two economic philosophies:

1. The then prime minister Nehru's visualization to build a socialistic society with emphasis on heavy industry, and
2. The Gandhian philosophy of small scale and cottage industry and village republics.

■ The Industrial Policy Resolution of 1956 though provided a comprehensive framework for industrial development, was **lopsided as its** guiding principle supported enormous expansion of the scope of the public sector.

☞ A natural outcome of the undue priority for public sector was the **dampening of private initiative and enterprise**. For obvious reasons, private investments were discouraged and this had long-lasting negative consequences for industrial growth.

■ India followed an open foreign investment policy and a relatively open trade policy until the late 1950s.

$Imp > Exp$

☞ A balance of payments crisis emerged in 1958 causing concerns regarding foreign exchange depletion. Consequently, there emerged a gradual tightening of trade and reduction in investment-licensing of new investments requiring imports of capital goods. The comprehensive import controls were maintained until 1966.

■ In the first three decades after independence (1950-80), India's average annual rate of growth of GDP- often referred to as the 'Hindu growth rate'- was a modest 3.5 percent. While agriculture was not neglected, the **thrust of the first decade and a half was on capital goods**— capital-intensive projects such as dams, power plants, and heavy industrialization—rather than consumer goods.

■ The first major shift in Indian economic strategy was in the mid-1960s.

☞ Agriculture was not given adequate priority during the second plan and the outlays were reduced. The strategy for agricultural development till then was reliance on institutional model i.e. land reforms, farm cooperatives etc and not much importance was given to technocratic areas such as research and development, irrigation etc. These institutional reforms were only modestly successful and the productivity increase in agriculture was meagre.

क्षी

, Exp.

■ With continuous failures of monsoon, two severe and consecutive droughts struck India in 1966 and 1967. The agricultural sector recorded substantial negative growth and India faced a serious food problem.

👉 India had to depend on the United States for food aid under PL 480. <sup>Public law</sup>

■ A quantum jump in the food grain production was the need of the hour. Increasing productivity in agriculture was given the highest priority. This, in fact, kick-started a strategic change in the government's agricultural policies.

👉 The new wave of change relied less on the earlier efforts at institutional change and relied more on enhancing productivity of agriculture, especially of wheat.

■ A thorough restructuring of agricultural policy referred to as the 'green revolution' was initiated.

👉 The green revolution was materialised by innovative farm technologies, including high yielding seed varieties and intensive use of water, fertilizer and pesticides.

The green revolution was successful in increasing agricultural productivity through technical progress and significantly increased food grain production enabling India to tide over the food problem.

■ The government nationalized 14 banks in 1969 and then followed it up with nationalising another 6 in 1980.

■ The economic performance during the period of 1965-81 is the worst in independent India's history. The decline in growth during this period is attributed mainly to:

👉 decline in productivity

👉 The license-raj,

*Govt control*

👉 the autarchic policies that dominated the 1960s and 1970s,

👉 the external shocks such as three wars (in 1962, 1965, and 1971),

👉 major droughts (especially 1966 and 1967), and

👉 the oil shocks of 1973 and 1979 → oil prices - Double

■ India being practically a closed economy missed out on the opportunities created by a rapidly growing world economy.

■ Equity driven policies were also largely anti growth.

👉 The Monopolies and Restrictive Trade Practices (MRTP) Act, 1969 was aimed at regulation of large firms which had relatively large market power.

👉 Several restrictions were placed on them in terms of licensing, capacity addition, mergers and acquisitions.

■ In 1967, the policy of reservation of many products for exclusive manufacture by the smallscale sector was initiated with the objective of promotion of small scale industries.

👉 However, this policy excluded all big firms from labour intensive industries and India was not able to compete in the world market for these products



## THE ERA OF REFORMS

- The seeds of early liberalisation and reforms were sown during the 1980s, especially after 1985.
- The initiatives, spanning 1981 to 1989, practically referred to as 'early liberalization' were specifically aimed at changing the prevailing thrust on 'inward-oriented' trade and investment practices.
- In fact, this liberalization is often referred to as 'reforms by stealth' to denote its ad hoc and not widely publicized nature.
- They started bearing fruits in the form of higher growth rate during the 1980s as compared with the previous three decades. The average annual growth rate of GDP during the sixth plan period (1980-1985) and the seventh plan period (1985-1990) were 5.7 and 5.8 percent respectively.
- The early reforms of 1980's broadly covered three areas, namely industry, trade and taxation. *-Cascading effect*
- Simultaneously, the government also embarked on a policy of skilful exchange rate management.
- The prominent industrial policy initiatives during this period directed towards removing constraints on growth and creating a more dynamic industrial environment were:
  - ✍ In 1985 delicensing of 25 broad categories of industries was done. This was later extended to many others.
  - ✍ The facility of 'broad-banding' was accorded for industry groups to allow flexibility and rapid changes in their product mix without going in for fresh licensing. In other words, the firms in the engineering industry were allowed to change their product mix within their existing capacity. For example, firms may switch production between different production lines such as trucks and car without a new licence

To relax the hold of the licensing and capacity constraints on larger MRTP firms, in 1985-86, the asset limit above which firms were subject to MRTP regulations was raised from 20 crore to 100 crore.

The multipoint excise duties were converted into a modified value-added (MODVAT) tax which significantly reduced the taxation on inputs and the associated distortions.

Establishment of the Securities and Exchange Board of India (SEBI) as a non-statutory body on April 12, 1988 through a resolution of the Government of India

The open general licence (OGL) list was steadily expanded. The number of capital goods items included in the OGL list expanded steadily reaching 1,329 in April 1990.

Several export incentives were introduced and expanded

The exchange rate was set at a realistic level which helped expand exports and in turn reduced pressure on foreign exchange needed for imports.

The rupee was depreciated by about 30.0 per cent from 1985-86 to 1989-90. Export ↑

Price and distribution controls on cement and aluminum were entirely abolished.

The budget for 1986 introduced policies of cutting taxes further, liberalising imports and reducing tariffs.

- However, the growth performance of the economy was thwarted due to structural inadequacies and distortions.

- The private sector investments were inhibited due to reasons such as licensing policies, public sector reservations and excessive government controls.

- Due to reservation of goods to small scale sector as well as excessive price and distribution controls, the private sector was virtually discouraged from making investments.

- The public sector which led the manufacturing and service sectors was plagued by inefficiency, government controls and bureaucratic procedures.

- Despite the fact that they were of massive in size and enjoyed monopoly in their respective areas, their performance was far from satisfactory and yielded very low returns on investment.

- The MRTP act had many restrictive conditions creating barriers for entry, diversification and expansion for large industrial houses.

- Import controls in the form of tariffs, quotas and quantitative restrictions ensured that foreign manufactures and components did not cross the borders and compete with the domestic industries.

- Foreign investments and foreign competition were not allowed on grounds of affording protection to domestic industries.

👉 Though the reforms in 1980's were limited in scope and were without a clearly observable road map as compared to the New Economic Policy in 1990, **they were instrumental in bringing confidence in the minds of politicians and policy makers regarding the efficacy of policy changes to produce sustained economic growth.**

Thus, the liberalization in the 1980s served as the necessary foundation for the more universal and organized reforms of the 1990s.

## THE ECONOMIC REFORMS OF 1991

India embarked on a bold set of economic reforms in 1991 under the **Narsimha Rao government**.

The **causes** attributed to the immediate need for such a drastic change are:

- The high level current expenditure proved clearly unsustainable and got manifested on **extremely large fiscal deficits and adverse balance of payments**.
- Persistent huge deficits led to **swelling public debt** and a large proportion of government revenues had to be earmarked for interest payments.
- The **surge in oil prices** triggered by the **gulf war in 1990** and the consequent severe strain on a balance of payments.
- The **foreign exchange reserves touched the lowest point with a reserve of only \$1.2 billion** which was **barely sufficient for two weeks of imports**. This was the major context that triggered economic reforms.
- Tightening of import restrictions to muster forex for essential imports resulted in **reduction in industrial output**.
- India had to **depend on external borrowing from the International Monetary Fund** which in turn put forth stringent conditions in terms of corrective policy measures before additional drawings could be made.
- The **fragile political situation** along with the **crises in the economic front** ballooned into what may be called a **'crisis of confidence'**

The year 1991 marked a paradigm shift in the Indian policy reforms.

- Collapse of the Soviet Union and the spectacular success of China, based on outward oriented policies were lessons for the Indian policy makers.

- The reforms instituted in 1991 aimed to move the economy toward greater market orientation and external openness.

- The reforms, popularly known as liberalization, privatization and globalisation, spelt a major shift in economic philosophy and fundamental change in approach and had two major objectives:

1. Reorientation of the economy from a centrally directed and highly controlled one to a 'market friendly' or market oriented economy.

2. Macroeconomic stabilization by substantial reduction in fiscal deficit.

- The policy paradigm focused on shifting from central direction to market orientation.

The policies can be broadly classified as :

1. Stabilisation measures which were short term measures to address the problems of inflation and adverse balance of payment and

2. The structural reform measures which are long term and of continuing nature aimed at bringing in productivity and competitiveness by removing the structural rigidities in different sectors of the economy.

## The Fiscal Reforms

■ Bringing in fiscal discipline by reducing the fiscal deficit was vital because the **crisis was caused by excess domestic demand, surge in imports and the widening of the current account deficit (CAD)**  $Imp > Exp$

■ This was attempted by radical measures to augment revenues and to curtail government expenditure.

Measures to this effect included:

1. Introduction of a stable and transparent tax structure,
2. Ensuring better tax compliance,
3. Thrust on curbing government expenditure
4. Reduction in subsidies and abolition of unnecessary subsidies
5. Disinvestment of part of government's equity holdings in select public sector undertakings and
6. Encouraging private sector participation.

👉 The government entered into a **historic agreement with the Reserve Bank in September 1994 to bring down the fiscal deficit in a phased manner to nil by 1997-98.**

## Monetary and Financial Sector Reforms

The focus was mostly on **reducing the burden of nonperforming assets** on government banks, **introducing and sustaining competition**, and **deregulating interest rates**.

These included many measures, important among them are:

1. **Interest rate liberalization and reduction in controls on banks** by the Reserve Bank of India in respect of interest rates chargeable on loans and payable on deposits.
2. **Opening of new private sector banks** and facilitating greater competition among public sector, private sector and foreign banks and simultaneously removal of administrative constraints that reduced efficiency
3. **Reduction in reserve requirements** namely, statutory liquidity ratio (SLR) and cash reserve ratio (CRR)
4. **Liberalisation of bank branch licensing policy** and granting of freedom to banks in respect of opening, relocating or closure of branches
5. **Prudential norms of accounting in respect of classification of assets, disclosure of income and provisions for bad debt** were introduced in tune with the Narasimham Committee recommendations to ensure that the books of commercial banks reflect the accurate and truthful picture of their financial position.

## Reforms in Capital Markets

The Securities and Exchange Board of India (SEBI) **which was set up in 1988** was given **statutory recognition in 1992**.

■ SEBI has been mandated as an independent regulator of the capital market so as to create a transparent environment which would facilitate mobilization of adequate resources and their efficient allocation.

## The 'New Industrial Policy'

The 'New Industrial Policy' announced by the government on 24 July 1991 sought to substantially deregulate industry so as to promote growth of a more efficient and competitive industrial economy.

In order to provide greater competitive stimulus to the domestic industry, a series of reforms were introduced

- The New Economic Policy put an end to the 'License Raj' by removing licensing restrictions for all industries except for 18 that 'related to security and strategic concerns, social reasons, problems related to safety and overriding environmental issues'.

☞ Consequently, 80 percent of the industry was taken out of the licensing framework.

This is subsequently reduced to 5, namely, arms and ammunition, atomic substances, narcotic drugs and hazardous chemicals, distillation and brewing of alcoholic drinks and cigarettes and cigars as these have severe implications on health, safety, and environment.

- Public sector was limited to eight sectors based on security and strategic grounds. Subsequently only two items remained - railway transport and atomic energy.

- The Monopolies and Restrictive Trade Practices (MRTP) Act was restructured and the provisions relating to merger, amalgamation, and takeover were repealed. This has eliminated the need for pre-entry scrutiny of investment decisions and prior approval for large companies for capacity expansion or diversification.

- Many goods produced by small-scale industries have been de reserved enabling entry of large scale industries.

- Foreign investment was also liberalised. The concept of automatic approval was introduced for foreign direct investments up to 51 percent which was later extended to nearly all industries except the reserved ones. FDI is prohibited only in four sectors viz. retail trade, atomic energy, lottery business and betting and gambling.



कुल items allowed h

■ External trade was further liberalised by substituting 'the positive list approach' of listing license-free items on the OGL list with the negative list approach. The policy did away with import licensing on all but a handful of intermediate and capital goods.

$$100 + 355 = 455$$

■ In 1990-91, the highest tariff rate was 355%, The top tariff rate was brought down to 85% in 1993-94 and to 50% in 1995-96 and by 2007-08, it has come down to 10% with some exceptions such as automobile at 100%

■ Rupee was devalued by 18% against the dollar.

↳ Fixed

■ The disinvestment of government holdings of equity share capital of public sector enterprises was a very bold step. The hitherto constrained public sector units were provided with greater autonomy in decision making and opportunity for professional management for ensuring reasonable returns. The budgetary support to public sector was progressively reduced.

## Trade Policy Reforms

The trade policy reforms aimed at:

- Dismantling of quantitative restrictions on imports and exports
- Focusing on a more outward oriented regime with phased reduction and simplification of tariffs, and
- Removal of licensing procedures for imports

■ Export duties were removed to increase the competitive position of Indian goods in the international markets.

■ In 1991, India still had a fixed exchange rate system.

■ In July 1991 the Indian government devalued the rupee by between 18 and 19 percent.

■ In March 1992 the government decided to establish a dual exchange rate regime.

☞ The government allowed importers to pay for some imports with foreign exchange valued at free-market rates and other imports could be purchased with foreign exchange purchased at a government-mandated rate

■ In March 1993 the government unified the exchange rate and allowed, for the first time, the rupee to float. From 1993 onwards, India has followed a managed floating exchange rate system.

*float-Managed*

■ Changes enumerated below are only broad observations and are in no way comprehensive:

- India has increasingly integrated its economy with the global economy.
- India has progressively moved towards a market oriented economy, with a sizeable reduction in government's market intervention and controls
- There is an unprecedented growth of private sector investment and initiatives
- A number of sectors such as auto components, telecommunications, software, pharmaceuticals, biotechnology, and professional services have achieved very high levels of international competitiveness
- Easing of trade controls has enabled easier access to foreign technology, inputs, know-how and finance
- Stable foreign direct investment inflows and substantial foreign portfolio investments
- India enjoys a solid cushion of foreign exchange reserves close to eight months of import cover. India has one of the largest holdings of international reserves in the world.
- Robust demand for information technology and financial services has kept the services trade surplus high at around 3.7 percent of GDP *Exp > Imp*
- Pressure on the Indian rupee is lower compared to other emerging market economies (EMEs)
- Increased incomes, large domestic market and high levels of aggregate demand sustains the economy.
- India is better placed than most of the emerging market economies to deal with global headwinds

- Poverty has reduced substantially
- Reforms led to increased competition in sectors like banking, insurance and other financial services leading to greater customer choice and increased efficiency. It has also led to increased investment and growth of private players in these sectors.
- Infrastructure sectors have achieved phenomenal growth
- Value-added share of agriculture and allied activities has declined steadily over the past four decades. **GVA**
- India's financial sector has also deepened considerably due to increased financial sector liberalisation.

However, the country is constrained by high levels of fiscal deficit, inflation and a high level of debt as a share of GDP at 86 percent of GDP in FY21/22. Among the emerging market and developing economies (EMDEs), India's debt is higher than their average of 64.5% for 2022(IMF).

## NITI AAYOG: A BOLD STEP FOR TRANSFORMING INDIA

- On 1st January 2015, the apex policy-making body namely Planning Commission, was replaced by the National Institution for Transforming India (NITI) Aayog.
- The major objective of such a move was to <sup>Inc</sup> spur innovative thinking by objective 'experts' and promote 'co-operative federalism' by enhancing the voice and influence of the states'.
- NITI Aayog is expected to serve as a 'Think Tank' of the government. [and] a 'directional and policy dynamo'.

NITI Ayog will work towards the following objectives:

1. To evolve a shared vision of national development priorities, sectors and strategies with the **active involvement of states.**
2. To foster **cooperative federalism**
3. To develop mechanisms to **formulate credible plans at the village level**
4. To ensure that the **interests of national security are incorporated in economic strategy and policy.**
5. To pay **special attention to the sections of our society that may be at risk of not benefiting adequately from economic progress.**
6. To **design strategic and long-term policy** and programme frameworks and initiatives, and monitor their progress and their efficacy
7. To **provide advice and encourage partnerships between key stakeholders** and national and international like-minded think tanks
8. To **create a knowledge, innovation and entrepreneurial support system** through a collaborative community of national and international experts, practitioners and other partners.
9. To **offer a platform for the resolution of inter-sectoral and inter departmental issues** in order to accelerate the implementation of the development agenda.
10. To **maintain a state-of-the-art resource centre**, be a repository of research on good governance and best practices in sustainable and equitable development as well as help their dissemination to stake-holders.
11. To **actively monitor and evaluate the implementation of programmes and initiatives**
12. To **focus on technology upgradation and capacity building** for implementation of programmes and initiatives.
13. To undertake other activities as may be necessary in order to further the execution of the national development agenda, and the objectives mentioned above.

The key initiatives of NITI Aayog are:

1. 'LiFE' which envisions replacing the prevalent 'use-and-dispose' economy
2. The **National Data and Analytics Platform (NDAP)** facilitates and improves access to Indian government data
3. **Shoonya** campaign aims to improve air quality in India by accelerating the deployment of electric vehicles
4. **E-Amrit** is a one-stop destination for all information on electric vehicles
5. **India Policy Insights (IPI)**
6. '**Methanol Economy**' programme is aimed at reducing India's oil import bill, greenhouse gas (GHG) emissions, and converting coal reserves and municipal solid waste into methanol, and
7. '**Transforming India's Gold Market**' constituted by NITI Aayog to recommend measures for tapping into the potential of the sector and provide a stimulus to exports and economic growth

■ There are arguments put forth by experts about the **weaknesses** of the system.

👉 They argue that NITI has a limited role; it does not produce national plans, control expenditures, or review state plans.

👉 The major shortcoming of NITI is its exclusion from the budgeting process. It also lacks autonomy and balance of power within the policy making apparatus of the central government.

👉 The termination of the Planning Commission has strengthened the hand of the Ministry of Finance, with its 'fixation on near-term macroeconomic stability and the natural instinct to limit expenditure'. But NITI lacks the independence and power to perform as a 'counterweight' to act as a "voice of development"

---

# THE CURRENT STATE OF THE INDIAN ECONOMY: A BRIEF OVERVIEW

## The Primary Sector

### Agriculture

- Agriculture, with its allied sectors, is indisputably the largest source of livelihood in India.
- India has emerged as the world's largest producer of milk, pulses, jute and spices.
- India has the largest area planted under wheat, rice and cotton.
- It is the second-largest producer of fruits, vegetables, tea, farmed fish, cotton, sugarcane, wheat, rice, cotton, and sugar.
- Indian food and grocery market is the world's sixth largest, with retail contributing 70% of the sales.
- India has the world's largest cattle herd (buffaloes).
- The Indian livestock sector attained a record growth of 6.6 per cent during the last decade (2010-19) emerging as a major producer of milk, egg and meat in the world.
- India grows large varieties of cash crops of which cotton, jute and sugarcane are prominent.
- Although the share of agriculture has been declining in overall gross value added (GVA) of India, it continues to grow in absolute terms.

- According to the latest estimates, 47 per cent of India's population is directly dependent on agriculture for living.
- Gross Value Added by the agriculture and allied sector was 18.8% in 2021-22 (until 31 January, 2022).
- Food grains production has reached 315.7 million tonnes in 2021-22

■ As per the economic survey, 2022-23, agriculture remained robust, recording a growth of 3.5 per cent in 2022-23.

■ The performance of the agriculture and allied sectors has been buoyant over the past several years, much of which is on account of the measures taken by the government to:

- augment crop and livestock productivity,
- ensure certainty of returns to the farmers through price support (**The Minimum Support Price (MSP) of all 23 mandated crops is fixed at 1.5 times of all India weighted average cost of production**)
- promote crop diversification,
- improve market infrastructure and
- promotion of investment in infrastructure facilities through the Agriculture Infrastructure Fund.

Loan

■ India is among the top ten exporters of agricultural products in the world.

■ Agricultural and Processed Food Export Development Authority (APEDA) is entrusted with the responsibility of export promotion of agri-products.

■ A number of liberalization measures are adopted by the government.

👉 **The Government of India has allowed 100% FDI in marketing of food products and in food product E-commerce under the automatic route.**

Considering the diverse needs of the agricultural sector and the larger farming community, a large number of interventions are undertaken by different governments.

A few such recent measures are:

- Income support to farmers through PM KISAN
- **Fixing of Minimum Support Price (MSP) at one-and-a half times the cost of production**
- Institutional credit for agriculture sector at concessional rates
- Launch of the National Mission for Edible Oils
- **Pradhan Mantri Fasal Bima Yojana (PMFBY)** – a novel insurance scheme for financial support to farmers suffering crop loss/damage
- **Mission for Integrated Development of Horticulture (MIDH)** for the holistic growth of the horticulture sector
- Provision of Soil Health Cards
- **Paramparagat Krishi Vikas Yojana (PKVY)** supporting and promoting **organic farming**, and improvement of soil health.
- Agri Infrastructure Fund, a medium / long term debt financing facility for investment in viable projects for post-harvest management Infrastructure and community farming assets
- Promotion of **Farmer Producer Organisations (FPOs)** to ensure better income for the producers through an organization of their own.
- **Per Drop More Crop (PDMC)** scheme to increase water use efficiency at the farm level
- Setting up of **E-NAM** -a pan-India electronic trading portal which networks the existing APMC mandis to create a unified national market for agricultural commodities.
- Introduction of Kisan Rail for improvement in farm produce logistics, and
- Creation of a Start-up Eco system in agriculture and allied sectors

**NAM - National Agriculture Market**



Indian agriculture faces many issues such as:

- Indian agriculture is dominated by small and medium farmers. **Small and fragmented landholdings**, low farm productivity and subsistence farming result in very little marketable surplus and the consequent lower income levels of the agriculturists.
- Indian agriculture is **resource intensive, cereal centric and regionally biased**.
- **Inadequate agro-processing infrastructure** and failure to build competitive value chains from producers to urban centers and export markets
- Sluggish agricultural diversification to higher-value commodities
- **Inadequate adoption** of environmentally sustainable and climate resistant **new farm technology**
- Poor adoption of new agricultural technologies
- **One Sided** **Lopsided marketing practices and ineffective credit delivery**
- High food price volatility
- Heavy dependence on monsoons and loss of crops and livelihood due to vagaries of nature
- Issues related to marketing and warehousing of agricultural products
- Inability to tap the full export potential of primary as well as value added products
- Inability to effectively channelize huge surpluses in some commodities to alternative profitable destinations
- Inadequate post-harvest infrastructure and management practices
- Incidence of poverty and malnutrition

Profit

## The Secondary Sector

- Industrial

■ The Indian industry holds a significant position in the Indian economy **contributing about 30 percent** of total gross value added in the country and employing over **12.1 crores** of people.

■ The share of informal sector in the economy is **more than 50% of GVA**

■ In India, industrial production measures the output of businesses integrated in industrial sector of the economy. Manufacturing is the most important sector and accounts for 78 percent of total production.

■ In 2022- 23 (until September 2022), the combined <sup>100</sup>index of eight core industries stood at 142.8 driven by the production of coal, refinery products, fertilizers, steel, electricity and cement industries


■ In Jan 31, 2023 the Manufacturing Purchasing Managers' Index (PMI) in India stood at 55.4.

■ India's rank in the Global Innovation Index (GII) improved to 40th in 2022 from 81st in 2015.

■ The Department for Promotion of Industry and Internal Trade (DPIIT) has a role in the formulation and implementation of industrial policy and strategies for industrial development in conformity with the development needs and national objectives.

■ Ever since independence, many innovative schemes are undertaken by different governments from time to time to boost industrial performance. Some of the policies are presented below:

 Introduction of **goods and services tax (GST)** on 1 July 2017

 **Reduction of corporate tax** to domestic companies giving an option to pay income-tax at the rate of **22%**

✍️ 'Make in India' is a 'Vocal for Local' initiative launched in 2014 to facilitate investment, foster innovation, build excellent infrastructure and make India a hub for manufacturing, design and innovation.

Make in India 2.0' is now focusing on 27 sectors, which include 15 manufacturing sectors and 12 service sectors.

✍️ 'Ease of Doing Business' with key focus areas as simplification of procedures, rationalization of legal provisions, digitization of government processes, and decriminalization of minor, technical or procedural defaults.

👉 India ranks 63rd in the World Bank's annual Doing Business Report (DBR), 2020 as against 77th rank in 2019 registering a jump of 14 ranks.


✍️ The National Single Window System is a one-stop-shop for investor related approvals and services in the country and aims to provide continuous facilitation and support to investors.


✍️ PM Gati Shakti National Master Plan to facilitate data-based decisions related to integrated planning of multimodal infrastructure thereby reducing logistics cost.


✍️ National Logistics Policy (NLP) launched in September 2022, aims to lower the cost of logistics and make it at par with other developed countries.


✍️ Keeping in view India's vision of becoming 'Atmanirbhar', the Production Linked Incentive (PLI) Scheme was initiated in March 2020 for 14 key sectors to enhance India's manufacturing capabilities and export competitiveness. PLI Scheme is now extended for white goods (air conditioners and led lights).


✍️ Industrial Corridor Development Programme: Greenfield Industrial regions/areas/nodes with sustainable infrastructure and to make available 'plug and play' infrastructure at the plot level.


 **FAME-India Scheme** (Faster Adoption and Manufacturing of Hybrid and Electric Vehicles) to promote manufacturing of electric and hybrid vehicle technology and to ensure sustainable growth of the same.

 **'Udyami Bharat'** aims at the empowerment of Micro Small and Medium Enterprises (MSMEs).

 **PM Mega Integrated Textile Region and Apparel (PM MITRA)**: to ensure world-class industrial infrastructure which would attract cutting age technology and boost FDI and local investment in the textiles sector.

 **FDI** Opening up for global investments: To make India a more attractive investment destination, the government has implemented several radical and transformative FDI reforms across sectors such as defence, e-commerce activities etc.


 **100 per cent FDI under automatic route** is permitted for the sale of coal, and coal mining activities, including associated processing infrastructure and for insurance intermediaries.


 **Foreign Investment Promotion Board (FIPB)** was abolished in May 2017, and a new regime namely Foreign Investment Facilitation Portal (FIF) has been put in place. Under the new regime, the process for granting FDI approvals has been simplified. 853 FDI proposals were disposed off in the last 5 years. FDI has increased jumped by 39% since FIF came into being.


 **Remission of Duties and Taxes on Export Products (RoDTEP) 2021** formed to replace the existing MEIS (Merchandise Exports from India Scheme) to boost exports.

 **Initiatives towards fostering innovation** include incubation, handholding, funding, industry-academia partnership and mentorship and strengthening of IPR regime.

Intellectual Prop  
Rights

 **National Logistics Policy (NLP)** is comprehensive policy framework for the Logistics Sector.

 **Start-up India** Programme acts as the facilitator for ideas and innovation in the country. India's rank in the Global Innovation Index (GII) has improved from 81st in 2015 to 40th in 2022.

 **Public Procurement** (Preference to Make in India) Order, 2017 gives preference to locally manufactured goods, works and services in public procurement thereby giving boost to industrial growth

 The Emergency Credit Line Guarantee Scheme (ECLGS) is a fully guaranteed emergency credit line to monitor lending institutions.

■ India is gearing up for the **fourth industrial revolution** or Industry 4.0 in which manufacturing transformation needs to integrate new technologies such as cloud computing, IoT, machine learning, and artificial intelligence (AI).

■ The National Manufacturing Policy which aims to increase the share of manufacturing in GDP to 25 percent by 2025 is a step in this direction.

■ According to the **Department for Promotion of Industry and Internal Trade (DPIIT)**, India received a total foreign direct investment (FDI) inflow of **US\$ 58.77 billion in 2021-22**.

There are many challenges to the industrial sector; a few of these are enumerated below:

- Shortage of efficient infrastructure and manpower and consequent reduced factor productivity.
- Reliance on imports, exchange rate volatility and associated time and cost overruns
- The MSME sector is relatively less favorably placed in terms of credit availability.
- Industrial locations established without reference to cost-effective points tend to experience unsustainable cost structure.
- Heavy losses, inefficiencies, lower productivity and unsustainable returns plaguing public sector industries.

- Strained labor-management relations and loss of man hours.
- Lower export competitiveness, slowing external demand and imposition of non tariff barriers by other countries.
- Global supply chain disruptions and uncertainties.
- Inflation and associated macro economic developments leading to input cost escalations and lower demand.
- Global slowdown and related negative sentiments affecting investment.
- Aggressive tightening of monetary policy and increases in cost of credit.
- High and increasing fuel prices, and
- Mounting presence of informal sector.

## The Tertiary Sector - Service

- A remarkable feature of the post reform Indian economy is the overarching role of the services sector in generating growth of income and employment.
- Unlike the usual economic development process of nations where economic growth has led to a shift from agriculture to industries, or from the primary sector to the secondary sector, India has the unique experience of bypassing the secondary sector in the growth trajectory by a shift from agriculture to the services sector.
- The service sector refers to the industry producing intangible goods viz. services as output.
- The services sector is the largest sector of India and accounts for 53.89% of total India's GVA.  
The Gross Value Added (GVA) at current prices for the services sector is estimated at Rs. 96.54 lakh crore in 2020-21.
- The service sector is the fastest growing sector in India and has the highest labour productivity.

■ The exceptionally rapid expansion of knowledge-based services such as professional and technical services has been responsible for the faster growth of the services sector.

■ The start-ups which have grown remarkably over the last few years mostly belong to the services sector.

■ India is among the top 10 World Trade Organization (WTO) members in service exports and imports.

India's services exports at US\$ 27.0 billion recorded robust growth in November 2022 due to software, business, and travel services.

■ While exports from all other sectors were adversely affected, India's services exports have remained resilient during the Covid-19 pandemic. The reasons are the higher demand for digital support and need for digital infrastructure modernization.

■ The Indian services sector is the largest recipient of FDI inflows.

👉 FDI equity inflows into the services sector accounted for more than 60 per cent of the total FDI equity inflows into India.

👉 The World Investment Report 2022 of UNCTAD places India as the seventh largest recipient of FDI in the top 20 host countries in 2021.

👉 In 2021-22, India received the highest-ever FDI inflows of US\$ 84.8 billion including US\$ 7.1 billion FDI equity inflows in the services sector.

■ To ensure the liberalisation of investment in various industries, the government has permitted 100 per cent foreign participation in telecommunication services through the Automatic Route including all services and infrastructure providers.

■ The FDI ceiling in insurance companies was also raised from 49 to 74 per cent.

■ Measures undertaken by the Government, such as the launch of the National Single-Window system and enhancement in the FDI ceiling through the automatic route, have played a significant role in facilitating investment.

## CONCLUSION

■ The India Development Update (IDU) of the World Bank published in November 2022, observes that India had to face an unusually challenging external environment following the Russia-Ukraine war, increased crude oil and commodity prices, persistent global supply disruptions, tighter financial conditions and high domestic inflationary pressures.

■ Despite all these, the real GDP of India grew by 6.3 percent in July-September of 2022-23 driven by strong private consumption and investment.

■ The report observes that India's economy is relatively more insulated from global spillovers than other emerging markets and is less exposed to international trade flows on account of reliance on its large domestic market. As such, compared to other emerging economies, India is much more resilient to withstand adversities in the global arena.

*protected*  
**Chapter Over**